


# Te Whakakāhoretanga

## Negations

# Ngā waka

## Transportation



Te reo Māori is the indigenous language of Aotearoa, New Zealand. As a taonga tuku iho (treasure handed down), te reo Māori is mapped onto the land and waterscapes of this country and is presented within this series of resource books for educational settings.

This series of 17 te reo Māori resource books “**Ki te hoe – Indigenising Spaces**” “**Preparing teaching spaces in using and teaching te reo Māori**” have been developed to assist New Zealand’s Teaching Profession towards meeting up to Level 3 of Te Aho Arataki Mārau – the teaching and learning te reo Māori in English medium settings (Years 1–13).

This book provides a range of te reo Māori kupu (words) and rerenga kōrero (phrases) associated with Ngā Mihi Whakanui or Ngā Mihi Akiaki – Praising. This resource also provides you with opportunities to increase your repertoire of huinga reo – te reo Māori vocabulary.

**Achievement Objective:**

3.1 & 3.2 Comparing and contrasting about routines and travel

**Hei Whakamārama – Explanation**

- Negating 'nominal sentences' (groups of words that function as nouns) the word used in this booklet is 'Ehara which means 'this is not – or these are not'. How do people travel using mā raro = walking and mā runga = traveling on a vehicle.

**Authors:** Williams, N.M, Dayman, T., Jones, K. & Cowie, R. (2024).


**Funded by:** Well-being Research Institute, University of Canterbury.

**Publisher:** Ako Aotearoa, New Zealand. Available Online  
<https://ako.ac.nz.knowledge-centre>

# Huinga Reo – Vocabulary List

He aha tēnei tae?	What is this colour?
He whero tēnei tae.	This colour is red.
Ehara	is not....
Ehara tēnei tae i te whero.	This colour is not red.
He aha ēnei āhua?	What are these shapes?
Ehara ēnei āhua i ngā porowhita kākāriki.	These shapes are not green circles.
He aha tēnei waka?	What is this vehicle?
motokā	car
taraka	truck
waka patu ahi	fire engine
motokā nui	A big car
wākena	van
mā raro	walking
mā runga...	On/By (name of the vehicle)
papawīra	skateboard
pahi	bus
motokā	car
hōiho	horse

He aha tēnei ...  
What is this – This is not...



He aha tēnei tae?

What colour is this?

He whero tēnei tae.

This colour is red.


Ehara tēnei tae i te whero.

This colour is not red.

He pango tēnei tae!

This colour is black.

He aha tēnei...  
What is this – This is not...



He aha tēnei tae?

What colour is this?

He pango tēnei tae.

This colour is black.

Ehara tēnei tae i te pango.

This colour is not black.

He whero tēnei tae.

This colour is red.

He aha ēnei ...  
What are these – These are not



He aha ēnei āhua?

What are these shapes?

He porowhita kākārīki ēnei āhua.

These shapes are green circles.


Ehara ēnei āhua i ngā porowhita kākārīki.

These shapes are not green circles.

He porowhita kahurangi ēnei āhua.

These shapes are blue circles.

He aha ēnei...  
What are these – These are not




He aha ēnei āhua?  
What are these shapes?

He tapatoru kahurangi ēnei āhua.  
These shapes are blue triangles.

Ehara ēnei āhua i ngā tapatoru kahurangi.  
These shapes are not blue triangles.

He tapatoru kākārīki ēnei āhua.  
These shapes are green triangles.

He aha tēnei waka?  
What is this vehicle?



He aha tēnei waka?

What is this vehicle?

He motokā whero tēnei waka.

This is a red car.

Ehara i te motokā whero.

This is not a red car.

He motokā kōwhai tēnei.

This is a yellow car.



He aha tēnei waka?  
What is this vehicle?



He aha tēnei waka?  
What is this vehicle?

He motokā tēnei waka.  
This is a car.

Ehara i te motokā.  
This is not a car.

He taraka tēnei.  
This is a truck.

# He aha ēnei waka? What are these vehicles?



He aha ēnei waka?

What are these vehicles?

He wākena ēnei waka.

These are vans.

Ehara ēnei i ngā wākena.

These are not vans.

He waka patu ahi ēnei.

These are fire engines.

# He aha ēnei waka? What are these vehicles?



He aha ēnei waka?

What are these vehicles?

He motokā nui ēnei waka.

These are big cars.

Ehara ēnei i ngā motokā nui.

These are not big cars.

He wākena ēnei.

These are vans.

# Mā raro. Walking.



Kei te haere koe ki hea?

Where are you going?

Kei te haere au ki te kura.

I am going to school.

Mā runga aha?

How?

Kei te haere au ki te kura mā raro.

I am walking to school.

# Mā runga paihikara. By bicycle.



Kei te haere koe ki hea?

Where are you going?

Kei te haere au ki te kura.

I am going to school.

Mā runga aha?

How (on what)

Kei te haere au ki te kura  
mā runga paihikara.

I am going to school on my bicycle.

## Mā runga papawāra. By skateboard.

Kei te haere koe ki hea?

Where are you going?

Kei te haere au ki te  
papa rēhia?

I am going to the park.

Mā runga aha?

How?

Mā runga papawāra.

By skateboard.



## Mā runga pahi. By bus.

Kei te haere koutou ki hea?

Where are you (3+) going?

Kei te haere mātou ki  
Rotorua mā runga pahi.

We are going to Rotorua on the bus.

## Mā runga motokā. By car.



Kei te haere koe ki hea?

Where are you going?

Kei te hoki au ki te kāinga  
mā runga motokā.

I am returning home by car.



## Mā runga hōiho. By horse.

Kei te haere koe ki hea?

Where are you going?

Kei te haere au ki te toa mā runga hōiho.

I am going to the shop on horse.

# Te reo Māori Language Learning Plan

## Ngā Whāinga – Goal Setting

1.

2.

3.

## Ngā Whāinga Paetae – Achievement Objectives

1.

2.

## He Pūtake – Rationale


1.

2.

## Ngā Rauemi – Resources

- Kaiako support
- Props
- Prepared teaching environment





### Huinga Reo – Vocabulary

- 1.
- 2.
- 3.
- 4.
- 5.

### Ngā Rerenga Kōrero – Sentences

- 1.
- 2.
- 3.
- 4.
- 5.

### He Arotake – Evaluation

- What worked well?
- What were the challenges?
- Who benefits with this new knowledge?
- How does this impact on your teaching?
- What outcomes are there for children?



# Notes



# Ngā Kaitito – Authors

This group of wāhine have accumulated more than a century of knowledge of initial and teacher education, designing bicultural and mātauranga Māori curriculum. Their research has te ao Māori at the forefront as they live and breathe this in their daily lives with their whānau, tamariki and mokopuna. The wero (challenge) these wāhine toa put out to all teachers is to start indigenising your teaching and learning spaces by taking your te reo Māori to the next level – your professional responsibility.



**Dr Ngaroma Williams**  
**Pūkenga Matua**

Programmes:

- ECE ITE
- Primary ITE
- Post Graduate



**Dr Tracy Dayman**  
**Pūkenga**

Programmes:

- ECE ITE
- Primary ITE
- Mātauranga Māori ITE
- Post Graduate



**Dr Kay-Lee Jones**  
**Pūkenga Matua**

Programmes:

- Primary ITE
- Mātauranga
- Māori ITE



**Rāhera Cowie**  
**Pūkenga**

Programmes:

- Primary ITE
- Mātauranga
- Māori ITE



**For more information, contact:** [Ngaroma.Williams@canterbury.ac.nz](mailto:Ngaroma.Williams@canterbury.ac.nz)  
Te Whare Wānanga o Waitaha | University of Canterbury  
Private Bag 4800, Christchurch 8140, New Zealand